

**2023 TILLMAN COUNTY ASSESSOR'S OFFICE REPORT TO THE EXCISE BOARD**

07/26/2023

City/Village								
DISTRICT	DESCRIPTION	PERSONAL PROPERTY	REAL PROPERTY	PUBLIC SERVICE	TOTAL VALUATION	HOMESTEAD EXEMPTIONS	OTHER EXEMPTIONS	NET VALUATION
T01	Frederick City	1,995,598	10,124,469	1,423,978	13,544,045	840,138	215,376	12,488,531
T02	Grandfield City	186,809	2,355,438	521,452	3,063,699	192,154	65,231	2,806,314
T03	Tipton City	294,700	1,933,490	471,911	2,700,101	195,986	66,955	2,437,160
T04	Davidson City	133,803	543,098	229,044	905,945	82,995	3,644	819,306
T05	Manitou City	10,195	304,900	220,581	535,676	45,594	6,829	483,253
T06	Hollister C-158	0	32,693	2,052	34,745	3,000	0	31,745
T07	HOLLISTER C-132	1,782	63,744	81,418	146,944	5,989	3,845	137,110
T08	Loveland City	10,019	27,725	268	38,012	3,000	0	35,012
<b>CITY/VILLAGE TOTAL VALUATION</b>		<b>2,632,906</b>	<b>15,385,557</b>	<b>2,950,704</b>	<b>20,969,167</b>	<b>1,368,856</b>	<b>361,880</b>	<b>19,238,431</b>

County								
DISTRICT	DESCRIPTION	PERSONAL PROPERTY	REAL PROPERTY	PUBLIC SERVICE	TOTAL VALUATION	HOMESTEAD EXEMPTIONS	OTHER EXEMPTIONS	NET VALUATION
C001	Tillman County General	12,404,211	36,020,119	9,776,317	58,200,647	1,697,475	569,454	55,933,718
<b>COUNTY TOTAL VALUATION</b>		<b>12,404,211</b>	<b>36,020,119</b>	<b>9,776,317</b>	<b>58,200,647</b>	<b>1,697,475</b>	<b>569,454</b>	<b>55,933,718</b>

Other								
DISTRICT	DESCRIPTION	PERSONAL PROPERTY	REAL PROPERTY	PUBLIC SERVICE	TOTAL VALUATION	HOMESTEAD EXEMPTIONS	OTHER EXEMPTIONS	NET VALUATION
EMS	EMS	12,404,211	36,020,119	9,776,317	58,200,647	1,697,475	569,454	55,933,718
<b>OTHER TOTAL VALUATION</b>		<b>12,404,211</b>	<b>36,020,119</b>	<b>9,776,317</b>	<b>58,200,647</b>	<b>1,697,475</b>	<b>569,454</b>	<b>55,933,718</b>

School								
DISTRICT	DESCRIPTION	PERSONAL PROPERTY	REAL PROPERTY	PUBLIC SERVICE	TOTAL VALUATION	HOMESTEAD EXEMPTIONS	OTHER EXEMPTIONS	NET VALUATION
132-Chat	132-Chattanooga	924,958	2,762,107	264,548	3,951,613	56,989	22,814	3,871,810
158-Fred	158-Frederick	7,906,148	17,028,688	3,142,804	28,077,640	948,138	286,006	26,843,496
2-Comanc	2-Comanche	3,652	147,011	2,691	153,354	5,000	0	148,354
249-Gran	249-Grandfield	1,055,262	5,516,557	1,070,475	7,642,294	245,148	76,907	7,320,239
333-Cott	333-Cotton	0	121,039	3,930	124,969	1,000	0	123,969
4-Kiowa	4-Kiowa	326,867	1,065,427	853,304	2,245,598	19,500	38,959	2,187,139
8-Tipton	8-Tipton	1,266,751	6,074,945	2,483,146	9,824,842	298,705	136,910	9,389,227

**2023 TILLMAN COUNTY ASSESSOR'S OFFICE REPORT TO THE EXCISE BOARD**

07/26/2023

9-Davids 9-Davidson	920,573	3,304,345	1,955,419	6,180,337	122,995	7,858	6,049,484
<b>SCHOOL TOTAL VALUATION</b>	<b>12,404,211</b>	<b>36,020,119</b>	<b>9,776,317</b>	<b>58,200,647</b>	<b>1,697,475</b>	<b>569,454</b>	<b>55,933,718</b>

Vo-Tech								
DISTRICT	DESCRIPTION	PERSONAL PROPERTY	REAL PROPERTY	PUBLIC SERVICE	TOTAL VALUATION	HOMESTEAD EXEMPTIONS	OTHER EXEMPTIONS	NET VALUATION
VOTECH9	GREAT PLAINS TECH CENTER	12,404,211	36,020,119	9,776,317	58,200,647	1,697,475	569,454	55,933,718
<b>VO-TECH TOTAL VALUATION</b>		<b>12,404,211</b>	<b>36,020,119</b>	<b>9,776,317</b>	<b>58,200,647</b>	<b>1,697,475</b>	<b>569,454</b>	<b>55,933,718</b>


I, MATTHEW SMITH, Assessor of Tillman County Oklahoma, do hereby certify that the foregoing is a true and correct statement of valuations for Real Estate, Personal Property, Public Service and Homestead Exemptions as certified by the State Board of Equalization and shown by the records in the County Assessor's office. Subscribed by my name and affixed the seal of the County Assessor's office on this day of 07/26/2023.

State of Oklahoma )  
 ) SS  
 Tillman County )

*Matthew H. Smith*

7-26-2023  
Date

MATTHEW SMITH  
County Assessor  
Tillman County



I, CACY CALDWELL, County Clerk of Tillman County Oklahoma, do hereby certify that the above is a true, correct and complete list of the valuations of Tillman County Oklahoma as certified by the Tillman County Assessor's office.

*Cacy Caldwell*

CACY CALDWELL  
County Clerk  
Tillman County



Excise Board:

*[Signature]*


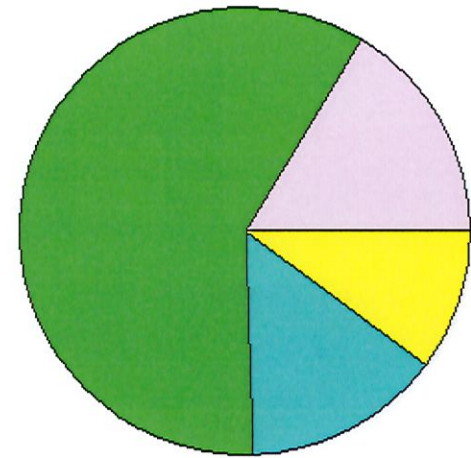
*[Signature]*

*[Signature]*

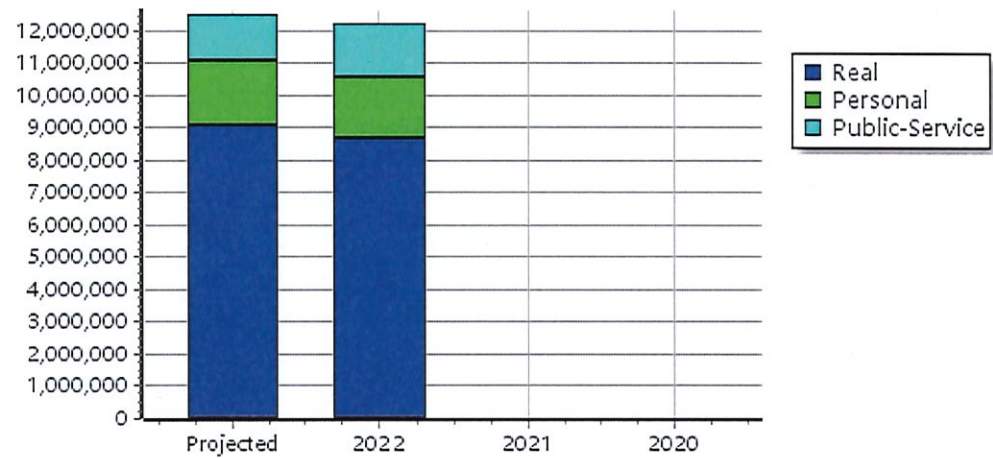
July 31 2023  
Date



Real	Count	Value
Agricultural	65	88,356
Commercial	285	2,207,956
Residential	2,302	7,828,157
<b>Total Real Value</b>	<b>2,652</b>	<b>10,124,469</b>
Homestead	825	840,138
Veteran	28	215,376
Other	0	0
<b>Total Exempt</b>	<b>884</b>	<b>1,055,514</b>
<b>TIF Increment Value</b>		
<b>Net Assessed</b>		<b>9,068,955</b>
<b>Net Assessed Under Protest</b>		
Senior Freeze	45	51,443
Capped Parcels	1,835	2,546,338



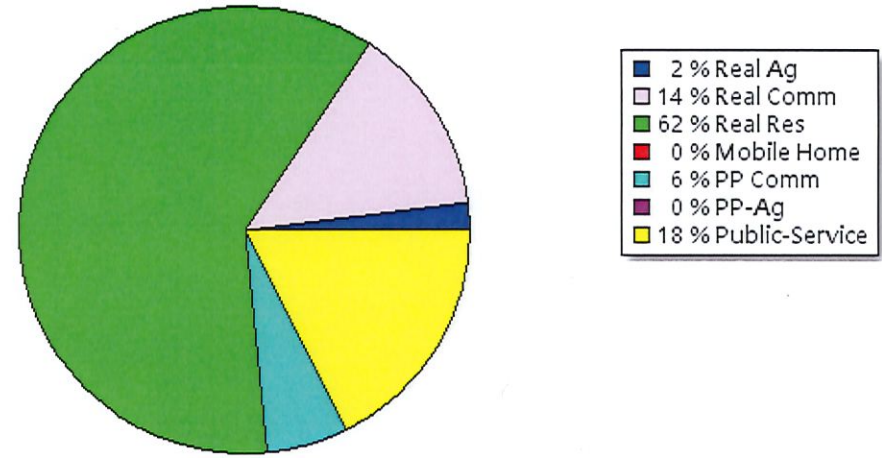
Personal	Count	Value
Agricultural	11	16,113
Commercial	140	1,978,783
Mobile Home	1	702
<b>Total Personal</b>	<b>152</b>	<b>1,995,598</b>
<b>Total Exempt</b>	<b>0</b>	<b>0</b>
<b>TIF Increment Value</b>		
<b>Net Assessed</b>		<b>1,995,598</b>
<b>Net Assessed Under Protest</b>		
Public Service	Count	Value
<b>Total PS Value</b>	<b>14</b>	<b>1,423,978</b>
<b>TIF Increment Value</b>		
<b>Net Assessed</b>		<b>1,423,978</b>



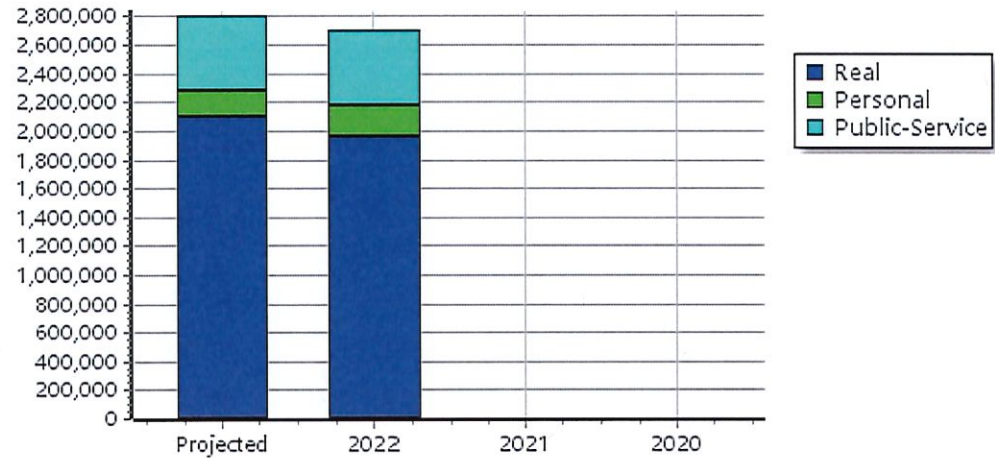
District Totals	
Total Gross Value	13,544,045
Homestead Loss	840,138
Other Exemption Loss	215,376
<b>TIF Increment Value</b>	
<b>Retained TIF Value</b>	
<b>Net Assessed Value</b>	<b>12,488,531</b>
<b>Net Assessed Under Protest</b>	

\* Public Service Protests Values are not included on this report.

Real	Count	Value
Agricultural	30	41,726
Commercial	81	443,475
Residential	670	1,870,237
<b>Total Real Value</b>	<b>781</b>	<b>2,355,438</b>
Homestead	190	192,154
Veteran	10	65,231
Other	0	0
<b>Total Exempt</b>	<b>205</b>	<b>257,385</b>
<b>TIF Increment Value</b>		
<b>Net Assessed</b>		<b>2,098,053</b>
<b>Net Assessed Under Protest</b>		
Senior Freeze	15	12,571
Capped Parcels	182	408,301




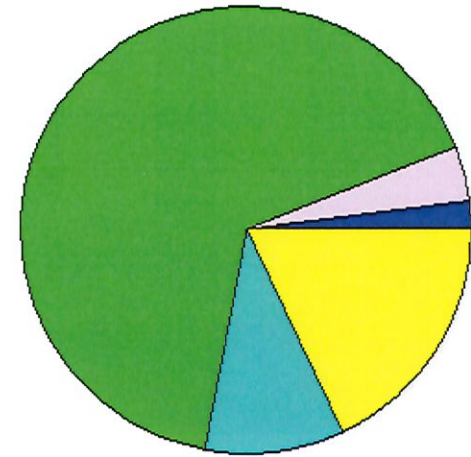
Personal	Count	Value
Agricultural	1	140
Commercial	31	174,523
Mobile Home	6	12,146
<b>Total Personal</b>	<b>38</b>	<b>186,809</b>
<b>Total Exempt</b>	<b>0</b>	<b>0</b>
<b>TIF Increment Value</b>		
<b>Net Assessed</b>		<b>186,809</b>
<b>Net Assessed Under Protest</b>		
<b>Public Service</b>		
<b>Total PS Value</b>	<b>8</b>	<b>521,452</b>
<b>TIF Increment Value</b>		
<b>Net Assessed</b>		<b>521,452</b>



<b>District Totals</b>	
Total Gross Value	3,063,699
Homestead Loss	192,154
Other Exemption Loss	65,231
<b>TIF Increment Value</b>	
<b>Retained TIF Value</b>	
<b>Net Assessed Value</b>	<b>2,806,314</b>
<b>Net Assessed Under Protest</b>	

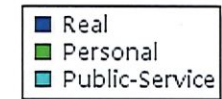
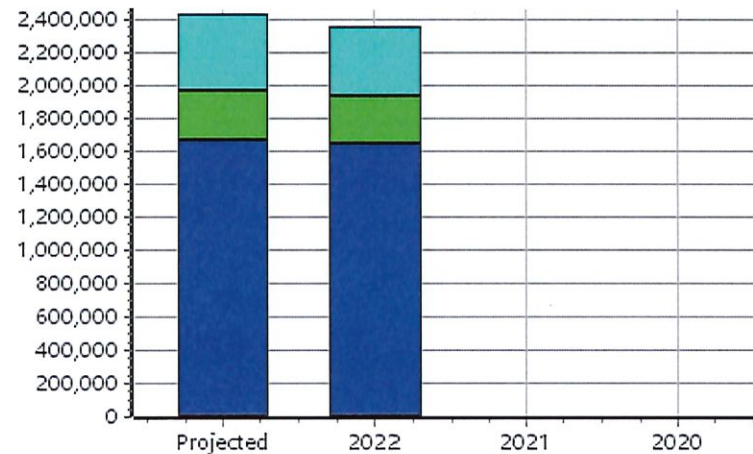
\* Public Service Protests Values are not included on this report.

Real	Count	Value
Agricultural	22	53,468
Commercial	55	108,113
Residential	543	1,771,909
<b>Total Real Value</b>	<b>620</b>	<b>1,933,490</b>
Homestead	185	195,986
Veteran	11	66,955
Other	0	0
<b>Total Exempt</b>	<b>209</b>	<b>262,941</b>



<b>TIF Increment Value</b>	
<b>Net Assessed</b>	<b>1,670,549</b>
<b>Net Assessed Under Protest</b>	
Senior Freeze	18 7,550
Capped Parcels	165 400,561

Personal	Count	Value
Agricultural	0	0
Commercial	21	285,125
Mobile Home	3	9,575
<b>Total Personal</b>	<b>24</b>	<b>294,700</b>
<b>Total Exempt</b>	<b>0</b>	<b>0</b>



<b>TIF Increment Value</b>		
<b>Net Assessed</b>	<b>294,700</b>	
<b>Net Assessed Under Protest</b>		
<b>Public Service</b>	<b>Count</b>	<b>Value</b>
<b>Total PS Value</b>	<b>10</b>	<b>471,911</b>
<b>TIF Increment Value</b>		
<b>Net Assessed</b>		<b>471,911</b>

District Totals	
Total Gross Value	2,700,101
Homestead Loss	195,986
Other Exemption Loss	66,955
<b>TIF Increment Value</b>	
<b>Retained TIF Value</b>	
<b>Net Assessed Value</b>	<b>2,437,160</b>
<b>Net Assessed Under Protest</b>	

\* Public Service Protests Values are not included on this report.



Real	Count	Value
Agricultural	10	5,875
Commercial	24	78,822
Residential	230	458,401
<b>Total Real Value</b>	<b>264</b>	<b>543,098</b>

Homestead	79	82,995
Veteran	1	3,644
Other	0	0
<b>Total Exempt</b>	<b>86</b>	<b>86,639</b>

**TIF Increment Value**

**Net Assessed 456,459**

**Net Assessed Under Protest**

Senior Freeze	6	7,039
Capped Parcels	95	47,088

Personal	Count	Value
Agricultural	0	0
Commercial	12	133,803
Mobile Home	0	0
<b>Total Personal</b>	<b>12</b>	<b>133,803</b>

**Total Exempt 0**

**TIF Increment Value**

**Net Assessed 133,803**

**Net Assessed Under Protest**

Public Service	Count	Value
<b>Total PS Value</b>	<b>8</b>	<b>229,044</b>

**TIF Increment Value**

**Net Assessed 229,044**

**District Totals**

Total Gross Value	905,945
Homestead Loss	82,995
Other Exemption Loss	3,644

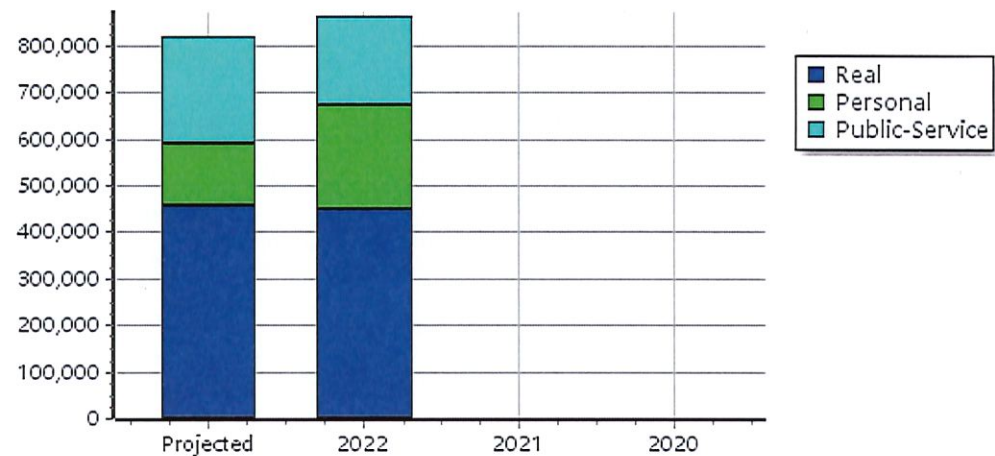
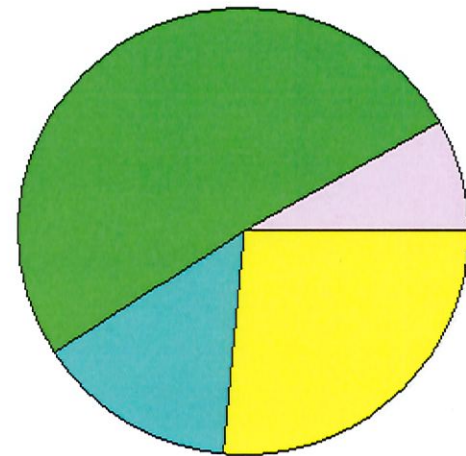
**TIF Increment Value**

**Retained TIF Value**


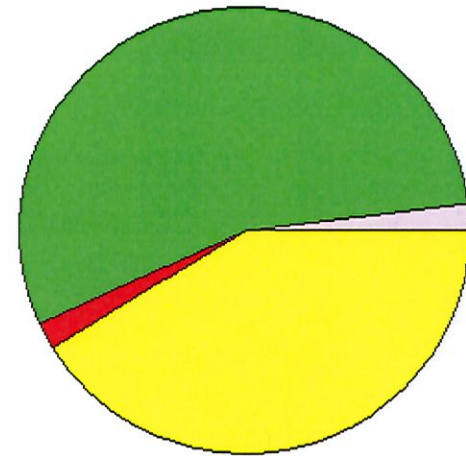
**Net Assessed Value 819,306**

**Net Assessed Under Protest**

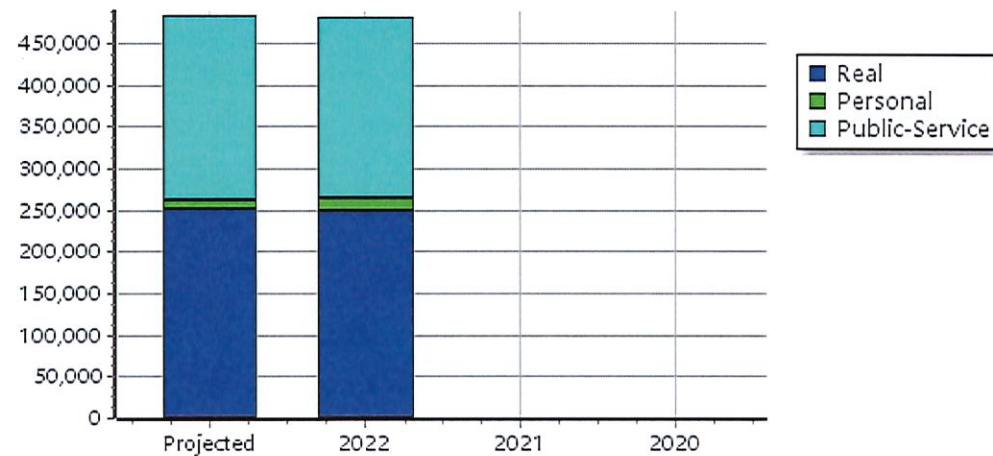
\* Public Service Protests Values are not included on this report.



Real	Count	Value
Agricultural	0	0
Commercial	7	7,810
Residential	196	297,090
<b>Total Real Value</b>	<b>203</b>	<b>304,900</b>
Homestead	44	45,594
Veteran	1	6,829
Other	0	0
<b>Total Exempt</b>	<b>48</b>	<b>52,423</b>
<b>TIF Increment Value</b>		
<b>Net Assessed</b>		<b>252,477</b>
<b>Net Assessed Under Protest</b>		
Senior Freeze	3	2,553
Capped Parcels	124	60,909




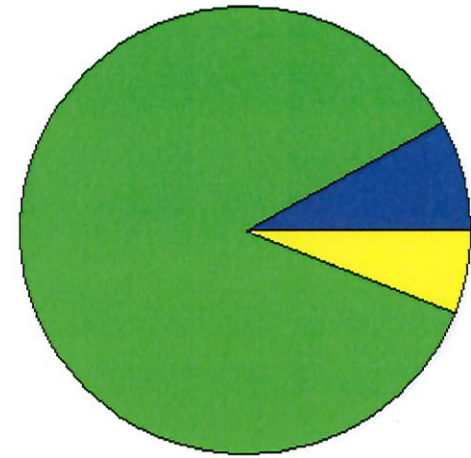
Personal	Count	Value
Agricultural	1	1,984
Commercial	3	771
Mobile Home	2	7,440
<b>Total Personal</b>	<b>6</b>	<b>10,195</b>
<b>Total Exempt</b>	<b>0</b>	<b>0</b>
<b>TIF Increment Value</b>		
<b>Net Assessed</b>		<b>10,195</b>
<b>Net Assessed Under Protest</b>		
<b>Public Service</b>		
<b>Total PS Value</b>	<b>7</b>	<b>220,581</b>
<b>TIF Increment Value</b>		
<b>Net Assessed</b>		<b>220,581</b>



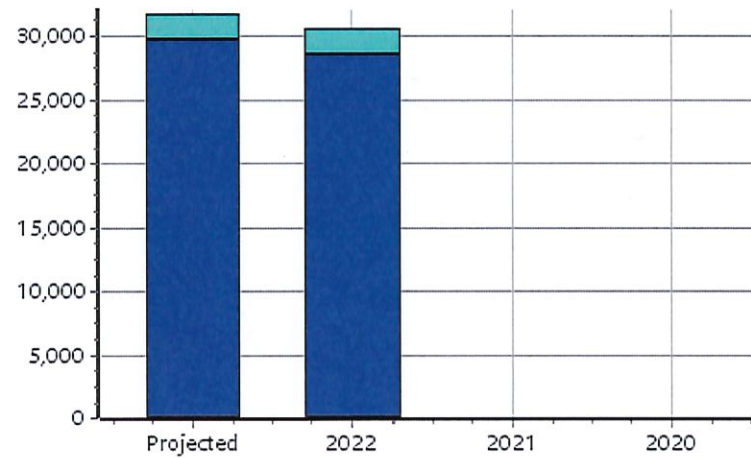
<b>District Totals</b>	
Total Gross Value	535,676
Homestead Loss	45,594
Other Exemption Loss	6,829
<b>TIF Increment Value</b>	
<b>Retained TIF Value</b>	
<b>Net Assessed Value</b>	<b>483,253</b>
<b>Net Assessed Under Protest</b>	

\* Public Service Protests Values are not included on this report.

Real	Count	Value
Agricultural	18	3,033
Commercial	1	89
Residential	26	29,571
<b>Total Real Value</b>	<b>45</b>	<b>32,693</b>
Homestead	3	3,000
Veteran	0	0
Other	0	0
<b>Total Exempt</b>	<b>3</b>	<b>3,000</b>
<b>TIF Increment Value</b>		
<b>Net Assessed</b>		<b>29,693</b>
<b>Net Assessed Under Protest</b>		
Senior Freeze	0	0
Capped Parcels	14	1,481



Personal	Count	Value
Agricultural	0	0
Commercial	0	0
Mobile Home	0	0
<b>Total Personal</b>	<b>0</b>	<b>0</b>
<b>Total Exempt</b>	<b>0</b>	<b>0</b>
<b>TIF Increment Value</b>		
<b>Net Assessed</b>		<b>0</b>
<b>Net Assessed Under Protest</b>		



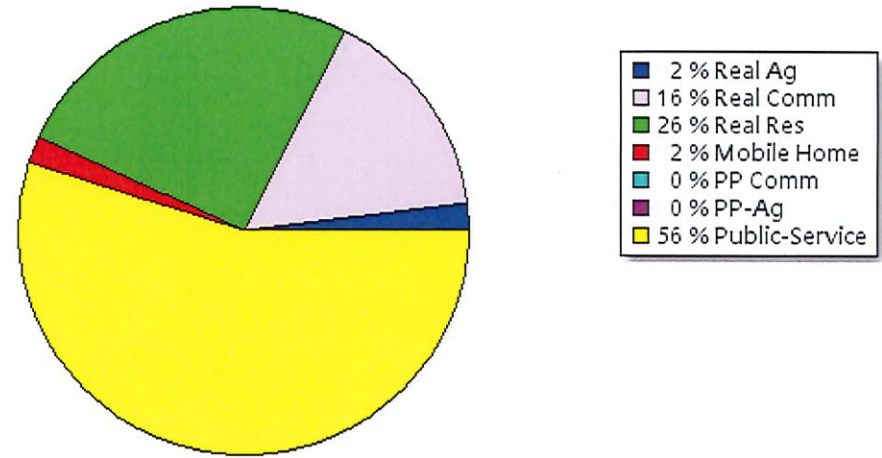
Public Service	Count	Value
<b>Total PS Value</b>	<b>1</b>	<b>2,052</b>
<b>TIF Increment Value</b>		
<b>Net Assessed</b>		<b>2,052</b>

District Totals	
Total Gross Value	34,745
Homestead Loss	3,000
Other Exemption Loss	0
<b>TIF Increment Value</b>	
<b>Retained TIF Value</b>	
<b>Net Assessed Value</b>	<b>31,745</b>
<b>Net Assessed Under Protest</b>	

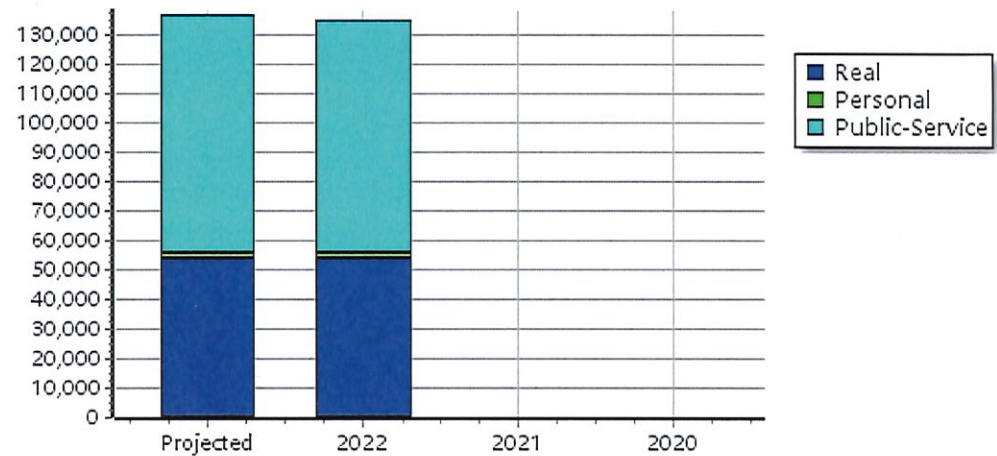
\* Public Service Protests Values are not included on this report.



Real	Count	Value
Agricultural	19	3,069
Commercial	4	22,633
Residential	35	38,042
<b>Total Real Value</b>	<b>58</b>	<b>63,744</b>
Homestead	6	5,989
Veteran	1	3,845
Other	0	0
<b>Total Exempt</b>	<b>7</b>	<b>9,834</b>
<b>TIF Increment Value</b>		
<b>Net Assessed</b>		<b>53,910</b>
<b>Net Assessed Under Protest</b>		
Senior Freeze	0	0
Capped Parcels	20	8,415



Personal	Count	Value
Agricultural	0	0
Commercial	0	0
Mobile Home	1	1,782
<b>Total Personal</b>	<b>1</b>	<b>1,782</b>
<b>Total Exempt</b>	<b>0</b>	<b>0</b>
<b>TIF Increment Value</b>		
<b>Net Assessed</b>		<b>1,782</b>
<b>Net Assessed Under Protest</b>		

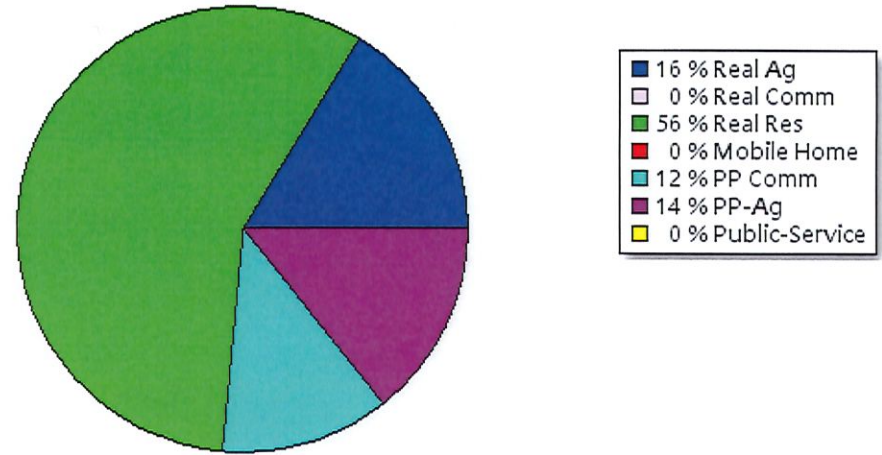


Public Service	Count	Value
<b>Total PS Value</b>	<b>3</b>	<b>81,418</b>
<b>TIF Increment Value</b>		
<b>Net Assessed</b>		<b>81,418</b>

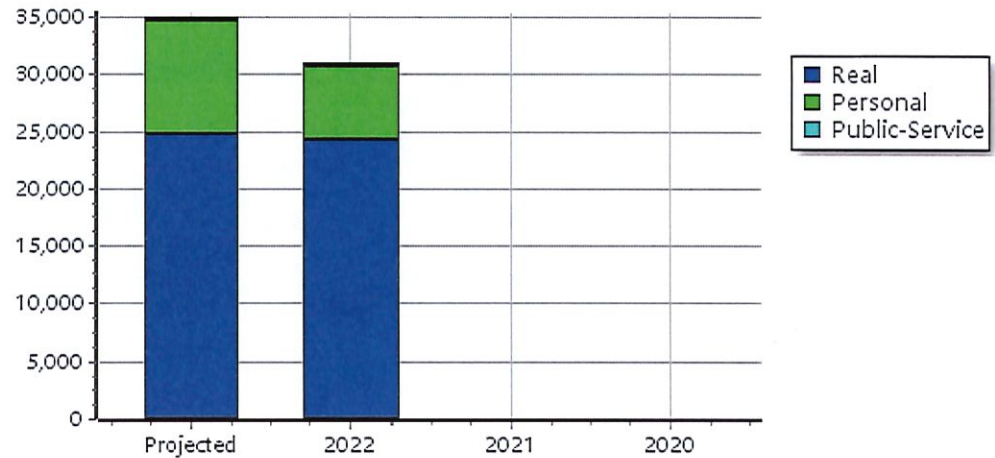
<b>District Totals</b>	
Total Gross Value	146,944
Homestead Loss	5,989
Other Exemption Loss	3,845
<b>TIF Increment Value</b>	
<b>Retained TIF Value</b>	
<b>Net Assessed Value</b>	<b>137,110</b>
<b>Net Assessed Under Protest</b>	

\* Public Service Protests Values are not included on this report.

Real	Count	Value
Agricultural	112	6,004
Commercial	3	190
Residential	18	21,531
<b>Total Real Value</b>	<b>133</b>	<b>27,725</b>
Homestead	3	3,000
Veteran	0	0
Other	0	0
<b>Total Exempt</b>	<b>3</b>	<b>3,000</b>
<b>TIF Increment Value</b>		
<b>Net Assessed</b>		<b>24,725</b>
<b>Net Assessed Under Protest</b>		
Senior Freeze	0	0
Capped Parcels	20	4,201



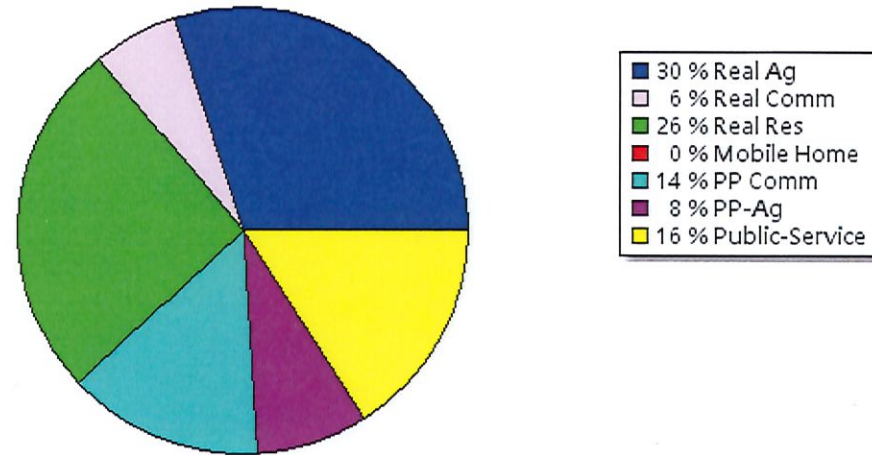
Personal	Count	Value
Agricultural	1	5,178
Commercial	1	4,841
Mobile Home	0	0
<b>Total Personal</b>	<b>2</b>	<b>10,019</b>
<b>Total Exempt</b>	<b>0</b>	<b>0</b>
<b>TIF Increment Value</b>		
<b>Net Assessed</b>		<b>10,019</b>
<b>Net Assessed Under Protest</b>		
<b>Public Service</b>		
<b>Total PS Value</b>	<b>1</b>	<b>268</b>
<b>TIF Increment Value</b>		
<b>Net Assessed</b>		<b>268</b>



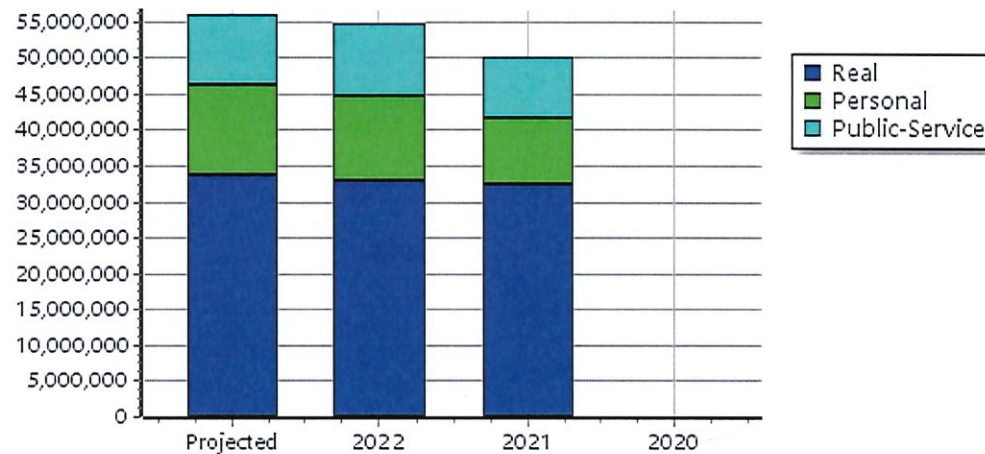
<b>District Totals</b>	
Total Gross Value	38,012
Homestead Loss	3,000
Other Exemption Loss	0
<b>TIF Increment Value</b>	
<b>Retained TIF Value</b>	
<b>Net Assessed Value</b>	<b>35,012</b>
<b>Net Assessed Under Protest</b>	

\* Public Service Protests Values are not included on this report.

Real	Count	Value
Agricultural	4,861	17,119,731
Commercial	501	3,268,516
Residential	4,399	15,631,872
<b>Total Real Value</b>	<b>9,761</b>	<b>36,020,119</b>
Homestead	1,662	1,697,475
Veteran	69	569,454
Other	0	0
<b>Total Exempt</b>	<b>1,792</b>	<b>2,266,929</b>
<b>TIF Increment Value</b>		
<b>Net Assessed</b>		<b>33,753,190</b>
<b>Net Assessed Under Protest</b>		
Senior Freeze	98	103,478
Capped Parcels	3,221	4,866,682



Personal	Count	Value
Agricultural	421	4,109,614
Commercial	350	8,452,480
Mobile Home	34	58,740
<b>Total Personal</b>	<b>805</b>	<b>12,620,834</b>
<b>Total Exempt</b>	<b>22</b>	<b>216,623</b>
<b>TIF Increment Value</b>		
<b>Net Assessed</b>		<b>12,404,211</b>
<b>Net Assessed Under Protest</b>		
<b>Public Service</b>		
<b>Total PS Value</b>	<b>110</b>	<b>9,776,317</b>
<b>TIF Increment Value</b>		
<b>Net Assessed</b>		<b>9,776,317</b>



<b>District Totals</b>	
Total Gross Value	58,417,270
Homestead Loss	1,697,475
Other Exemption Loss	786,077
<b>TIF Increment Value</b>	
<b>Retained TIF Value</b>	
<b>Net Assessed Value</b>	<b>55,933,718</b>
<b>Net Assessed Under Protest</b>	

\* Public Service Protests Values are not included on this report.



Real	Count	Value
Agricultural	4,861	17,119,731
Commercial	501	3,268,516
Residential	4,399	15,631,872
<b>Total Real Value</b>	<b>9,761</b>	<b>36,020,119</b>
Homestead	1,662	1,697,475
Veteran	69	569,454
Other	0	0
<b>Total Exempt</b>	<b>1,792</b>	<b>2,266,929</b>

**TIF Increment Value**

**Net Assessed 33,753,190**

**Net Assessed Under Protest**

Senior Freeze	98	103,478
Capped Parcels	3,221	4,866,682

Personal	Count	Value
Agricultural	421	4,109,614
Commercial	350	8,452,480
Mobile Home	34	58,740
<b>Total Personal</b>	<b>805</b>	<b>12,620,834</b>
<b>Total Exempt</b>	<b>22</b>	<b>216,623</b>

**TIF Increment Value**

**Net Assessed 12,404,211**

**Net Assessed Under Protest**

Public Service	Count	Value
<b>Total PS Value</b>	<b>110</b>	<b>9,776,317</b>

**TIF Increment Value**

**Net Assessed 9,776,317**

**District Totals**

Total Gross Value	58,417,270
Homestead Loss	1,697,475
Other Exemption Loss	786,077

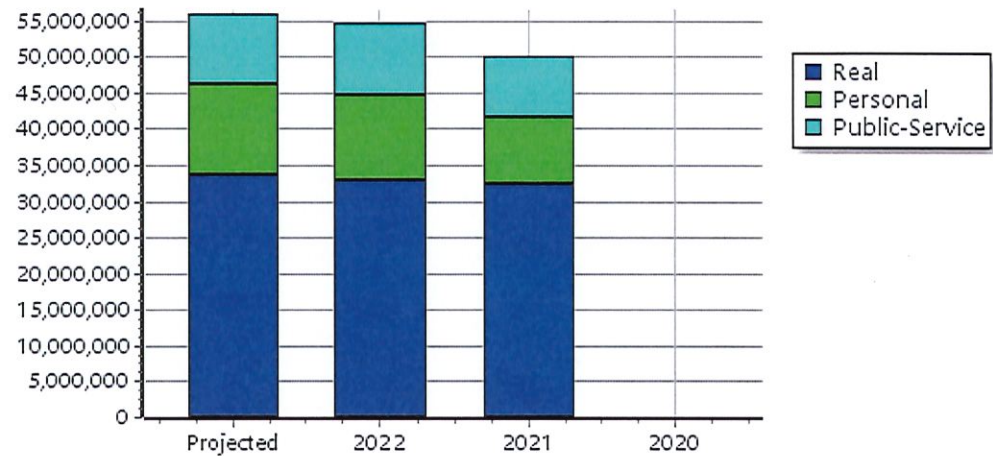
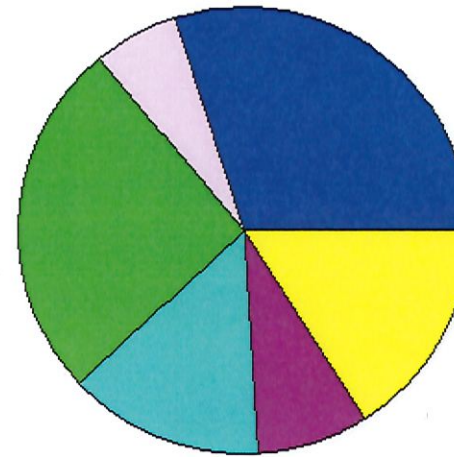
**TIF Increment Value**

**Retained TIF Value**

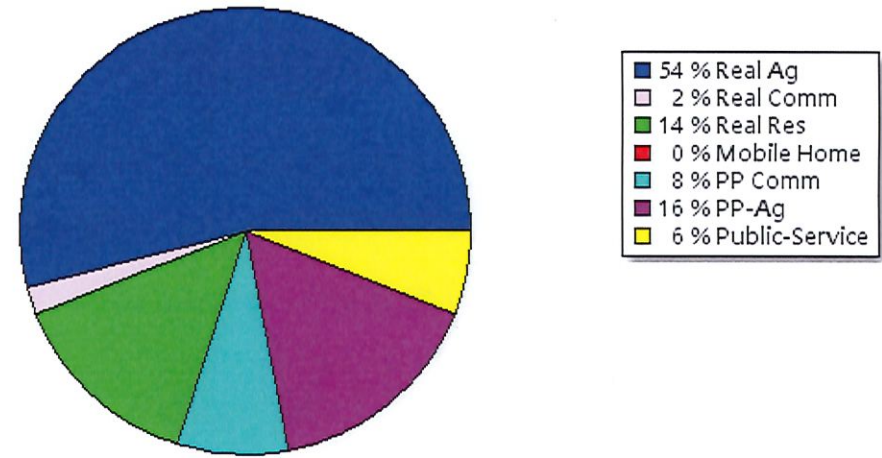
**Net Assessed Value 55,933,718**

**Net Assessed Under Protest**

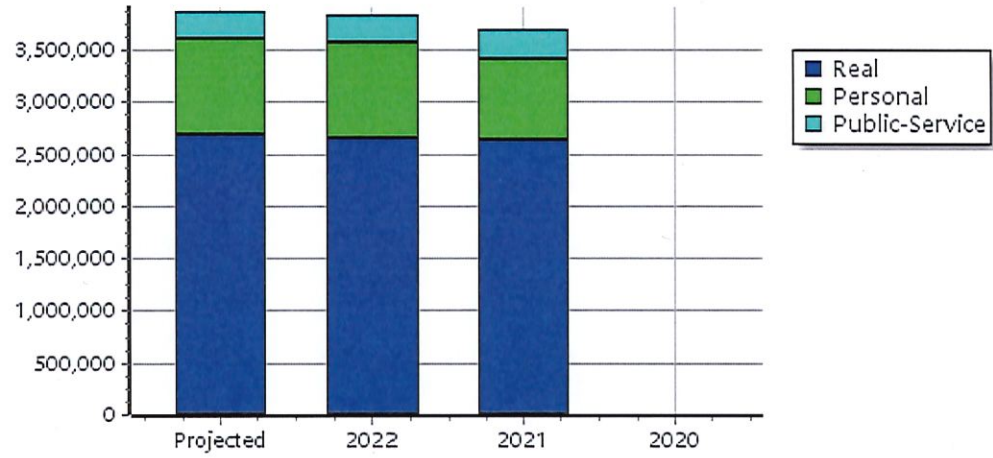
\* Public Service Protests Values are not included on this report.



Real	Count	Value
Agricultural	585	2,152,180
Commercial	6	72,111
Residential	82	537,816
<b>Total Real Value</b>	<b>673</b>	<b>2,762,107</b>
Homestead	57	56,989
Veteran	3	22,814
Other	0	0
<b>Total Exempt</b>	<b>60</b>	<b>79,803</b>
<b>TIF Increment Value</b>		
<b>Net Assessed</b>		<b>2,682,304</b>
<b>Net Assessed Under Protest</b>		
Senior Freeze	0	0
Capped Parcels	137	179,144



Personal	Count	Value
Agricultural	45	603,335
Commercial	8	320,473
Mobile Home	2	1,950
<b>Total Personal</b>	<b>55</b>	<b>925,758</b>
<b>Total Exempt</b>	<b>4</b>	<b>800</b>
<b>TIF Increment Value</b>		
<b>Net Assessed</b>		<b>924,958</b>
<b>Net Assessed Under Protest</b>		
<b>Public Service</b>		
<b>Total PS Value</b>	<b>8</b>	<b>264,548</b>
<b>TIF Increment Value</b>		
<b>Net Assessed</b>		<b>264,548</b>



<b>District Totals</b>	
Total Gross Value	3,952,413
Homestead Loss	56,989
Other Exemption Loss	23,614
<b>TIF Increment Value</b>	
<b>Retained TIF Value</b>	
<b>Net Assessed Value</b>	<b>3,871,810</b>
<b>Net Assessed Under Protest</b>	

\* Public Service Protests Values are not included on this report.



Real	Count	Value
Agricultural	1,252	5,282,235
Commercial	312	2,501,434
Residential	2,458	9,245,019
<b>Total Real Value</b>	<b>4,022</b>	<b>17,028,688</b>
Homestead	932	948,138
Veteran	33	286,006
Other	0	0
<b>Total Exempt</b>	<b>997</b>	<b>1,234,144</b>

**TIF Increment Value**

**Net Assessed** 15,794,544

**Net Assessed Under Protest**

Senior Freeze	48	57,055
Capped Parcels	1,987	3,011,479

Personal	Count	Value
Agricultural	186	1,270,045
Commercial	217	6,841,740
Mobile Home	5	7,285
<b>Total Personal</b>	<b>408</b>	<b>8,119,070</b>
<b>Total Exempt</b>	<b>3</b>	<b>212,922</b>

**TIF Increment Value**

**Net Assessed** 7,906,148

**Net Assessed Under Protest**

Public Service	Count	Value
<b>Total PS Value</b>	<b>24</b>	<b>3,142,804</b>

**TIF Increment Value**

**Net Assessed** 3,142,804

**District Totals**

Total Gross Value	28,290,562
Homestead Loss	948,138
Other Exemption Loss	498,928

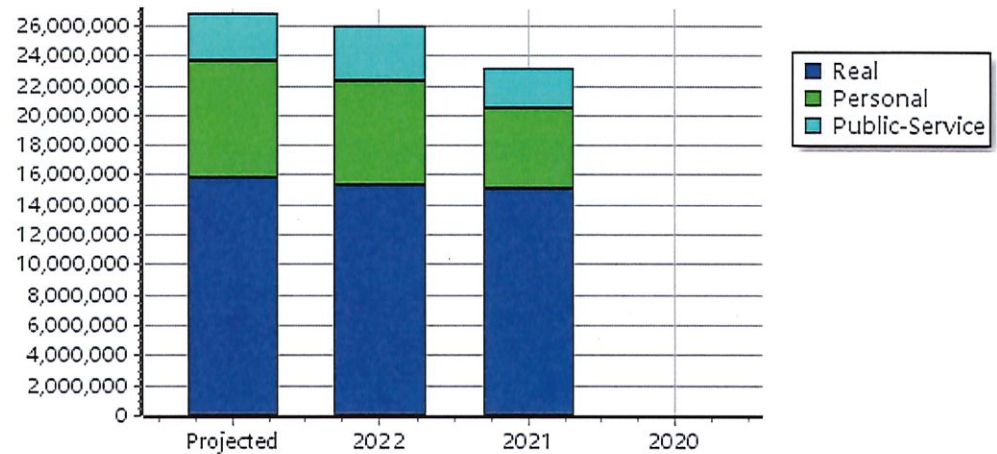
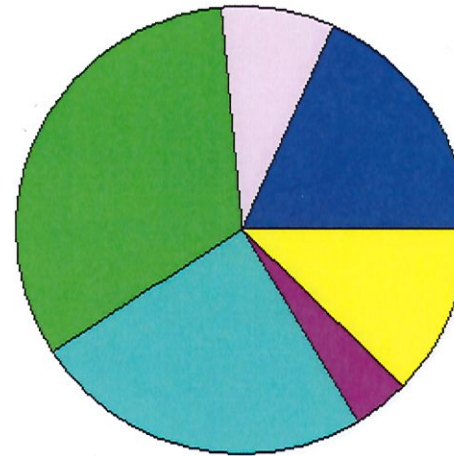
**TIF Increment Value**

**Retained TIF Value**

**Net Assessed Value** 26,843,496

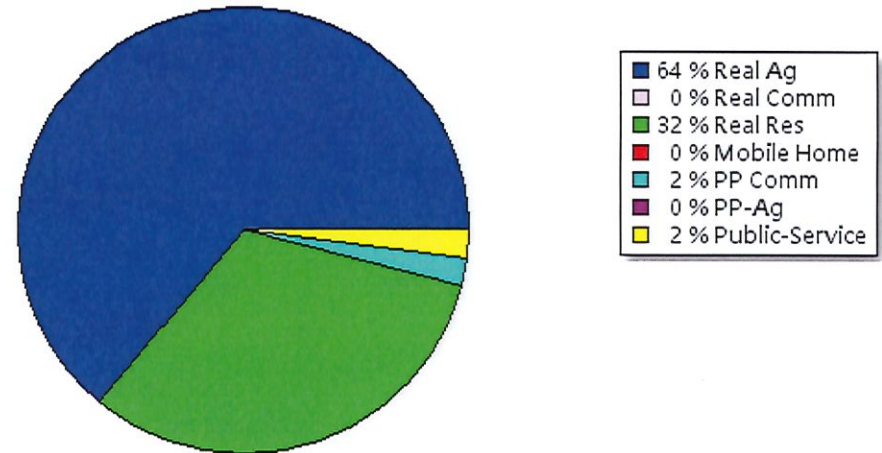
**Net Assessed Under Protest**

\* Public Service Protests Values are not included on this report.

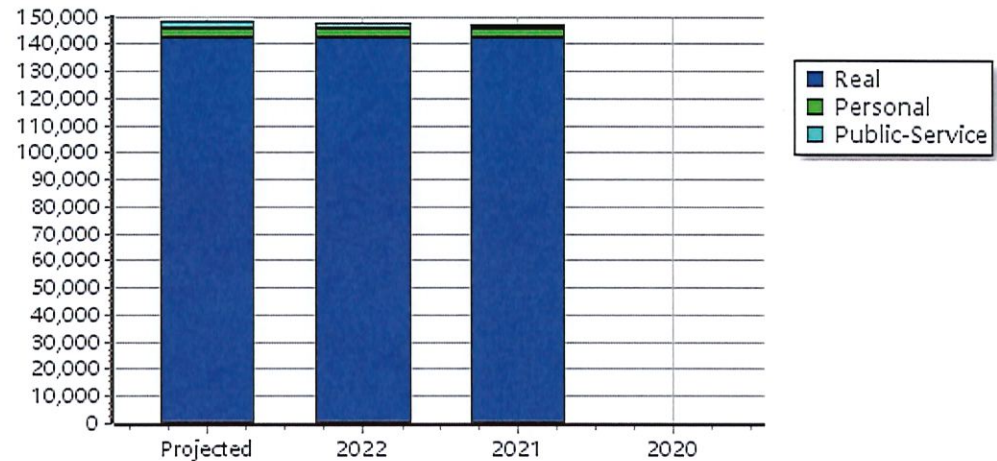




Real	Count	Value
Agricultural	37	98,063
Commercial	0	0
Residential	3	48,948
<b>Total Real Value</b>	<b>40</b>	<b>147,011</b>
Homestead	5	5,000
Veteran	0	0
Other	0	0
<b>Total Exempt</b>	<b>5</b>	<b>5,000</b>
<b>TIF Increment Value</b>		
<b>Net Assessed</b>		<b>142,011</b>
<b>Net Assessed Under Protest</b>		
Senior Freeze	1	0
Capped Parcels	0	0



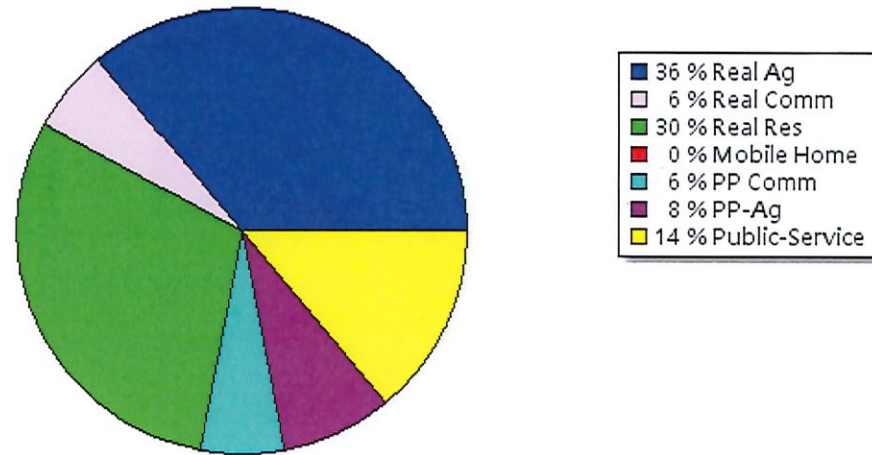
Personal	Count	Value
Agricultural	1	962
Commercial	2	2,690
Mobile Home	0	0
<b>Total Personal</b>	<b>3</b>	<b>3,652</b>
<b>Total Exempt</b>	<b>0</b>	<b>0</b>
<b>TIF Increment Value</b>		
<b>Net Assessed</b>		<b>3,652</b>
<b>Net Assessed Under Protest</b>		
<b>Public Service</b>		
<b>Total PS Value</b>	<b>3</b>	<b>2,691</b>
<b>TIF Increment Value</b>		
<b>Net Assessed</b>		<b>2,691</b>



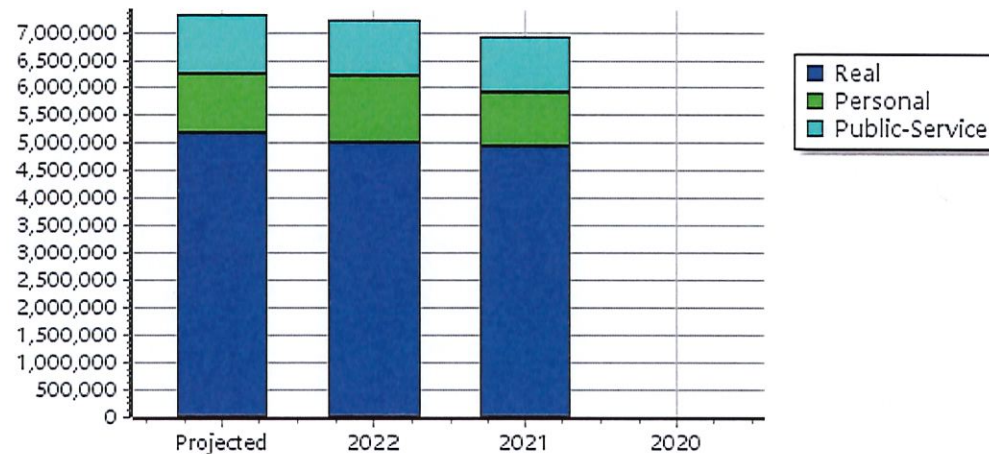
<b>District Totals</b>	
Total Gross Value	153,354
Homestead Loss	5,000
Other Exemption Loss	0
<b>TIF Increment Value</b>	
<b>Retained TIF Value</b>	
<b>Net Assessed Value</b>	<b>148,354</b>
<b>Net Assessed Under Protest</b>	

\* Public Service Protests Values are not included on this report.

Real	Count	Value
Agricultural	1,074	2,812,670
Commercial	90	463,530
Residential	747	2,240,357
<b>Total Real Value</b>	<b>1,911</b>	<b>5,516,557</b>
Homestead	243	245,148
Veteran	11	76,907
Other	0	0
<b>Total Exempt</b>	<b>259</b>	<b>322,055</b>
<b>TIF Increment Value</b>		
<b>Net Assessed</b>		<b>5,194,502</b>
<b>Net Assessed Under Protest</b>		
Senior Freeze	17	18,580
Capped Parcels	445	740,921



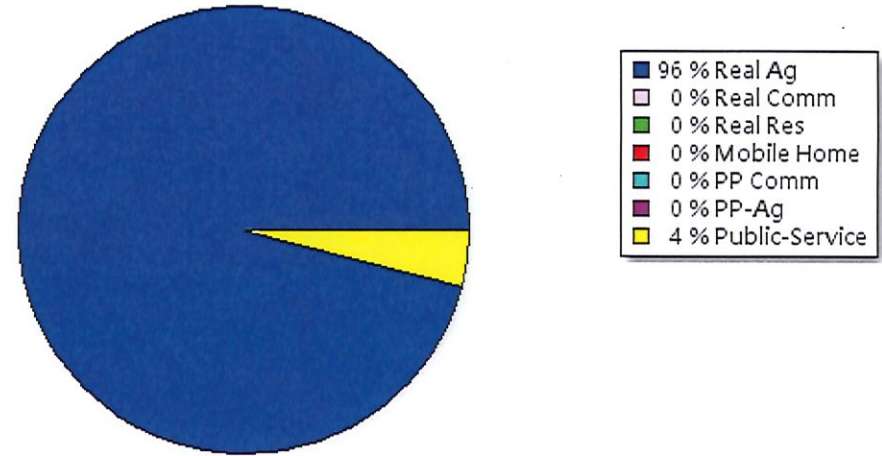
Personal	Count	Value
Agricultural	61	536,598
Commercial	57	499,769
Mobile Home	14	19,671
<b>Total Personal</b>	<b>132</b>	<b>1,056,038</b>
<b>Total Exempt</b>	<b>4</b>	<b>776</b>
<b>TIF Increment Value</b>		
<b>Net Assessed</b>		<b>1,055,262</b>
<b>Net Assessed Under Protest</b>		
Public Service	Count	Value
<b>Total PS Value</b>	<b>20</b>	<b>1,070,475</b>
<b>TIF Increment Value</b>		
<b>Net Assessed</b>		<b>1,070,475</b>



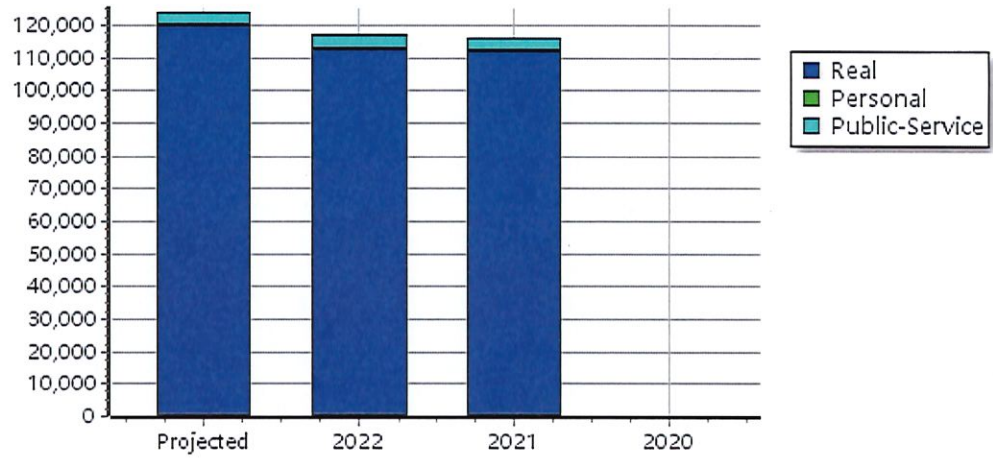
District Totals	
Total Gross Value	7,643,070
Homestead Loss	245,148
Other Exemption Loss	77,683
<b>TIF Increment Value</b>	
<b>Retained TIF Value</b>	
<b>Net Assessed Value</b>	<b>7,320,239</b>
<b>Net Assessed Under Protest</b>	

\* Public Service Protests Values are not included on this report.

Real	Count	Value
Agricultural	32	121,039
Commercial	0	0
Residential	0	0
<b>Total Real Value</b>	<b>32</b>	<b>121,039</b>
Homestead	1	1,000
Veteran	0	0
Other	0	0
<b>Total Exempt</b>	<b>1</b>	<b>1,000</b>
<b>TIF Increment Value</b>		
<b>Net Assessed</b>		<b>120,039</b>
<b>Net Assessed Under Protest</b>		
Senior Freeze	0	0
Capped Parcels	4	5,899



Personal	Count	Value
Agricultural	0	0
Commercial	0	0
Mobile Home	0	0
<b>Total Personal</b>	<b>0</b>	<b>0</b>
<b>Total Exempt</b>	<b>0</b>	<b>0</b>
<b>TIF Increment Value</b>		
<b>Net Assessed</b>		<b>0</b>
<b>Net Assessed Under Protest</b>		



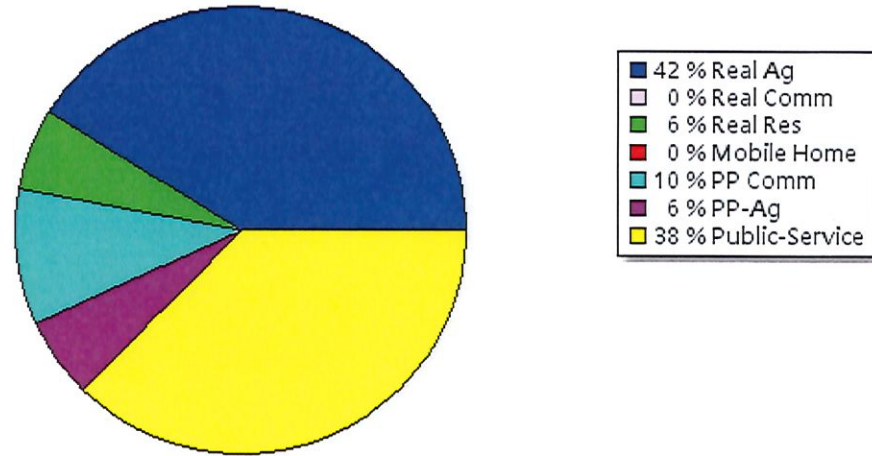
Public Service	Count	Value
<b>Total PS Value</b>	<b>3</b>	<b>3,930</b>
<b>TIF Increment Value</b>		
<b>Net Assessed</b>		<b>3,930</b>

<b>District Totals</b>	
Total Gross Value	124,969
Homestead Loss	1,000
Other Exemption Loss	0
<b>TIF Increment Value</b>	
<b>Retained TIF Value</b>	
<b>Net Assessed Value</b>	<b>123,969</b>
<b>Net Assessed Under Protest</b>	

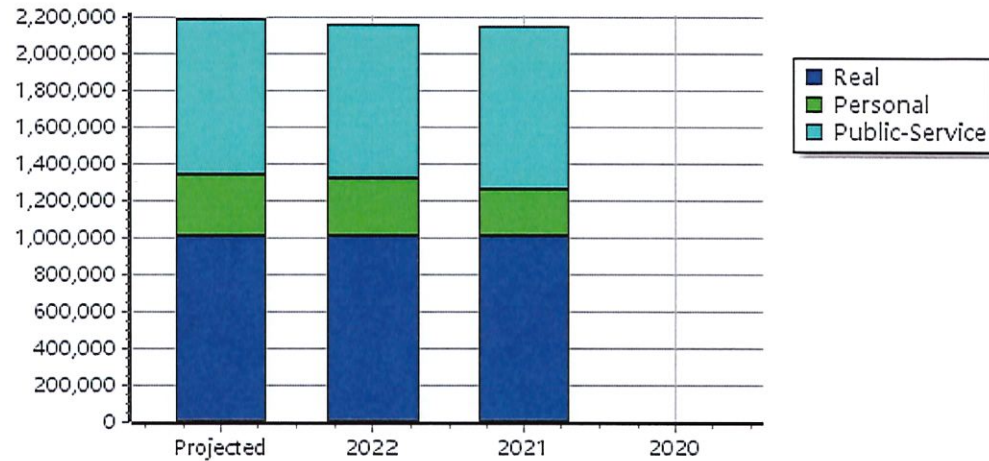
\* Public Service Protests Values are not included on this report.



Real	Count	Value
Agricultural	288	931,899
Commercial	0	0
Residential	22	133,528
<b>Total Real Value</b>	<b>310</b>	<b>1,065,427</b>
Homestead	19	19,500
Veteran	3	38,959
Other	0	0
<b>Total Exempt</b>	<b>23</b>	<b>58,459</b>
<b>TIF Increment Value</b>		
<b>Net Assessed</b>		<b>1,006,968</b>
<b>Net Assessed Under Protest</b>		
Senior Freeze	1	0
Capped Parcels	37	70,948



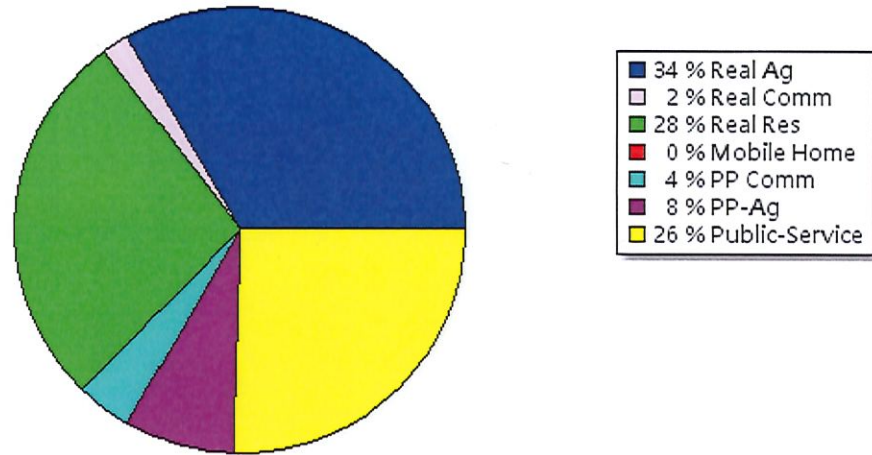
Personal	Count	Value
Agricultural	16	117,186
Commercial	6	209,732
Mobile Home	1	274
<b>Total Personal</b>	<b>23</b>	<b>327,192</b>
<b>Total Exempt</b>	<b>2</b>	<b>325</b>
<b>TIF Increment Value</b>		
<b>Net Assessed</b>		<b>326,867</b>
<b>Net Assessed Under Protest</b>		
<b>Public Service</b>		
<b>Total PS Value</b>	<b>9</b>	<b>853,304</b>
<b>TIF Increment Value</b>		
<b>Net Assessed</b>		<b>853,304</b>



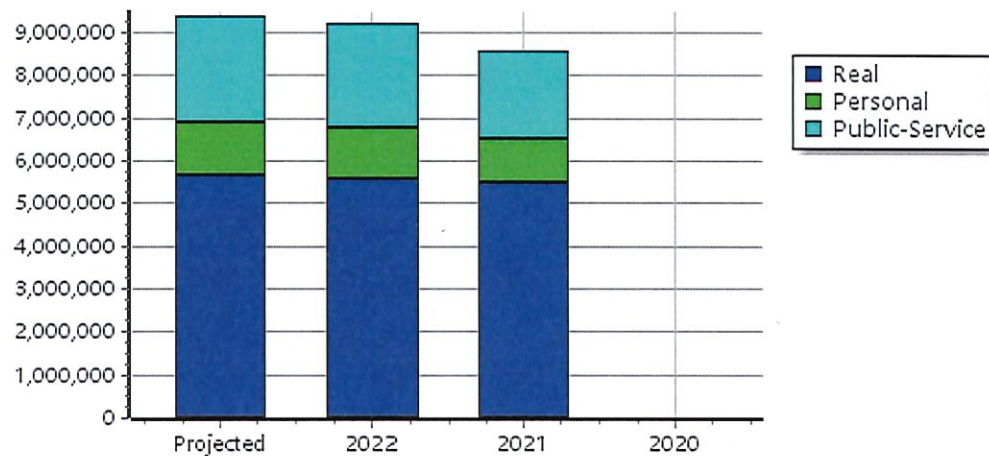
<b>District Totals</b>	
Total Gross Value	2,245,923
Homestead Loss	19,500
Other Exemption Loss	39,284
<b>TIF Increment Value</b>	
<b>Retained TIF Value</b>	
<b>Net Assessed Value</b>	<b>2,187,139</b>
<b>Net Assessed Under Protest</b>	

\* Public Service Protests Values are not included on this report.

Real	Count	Value
Agricultural	952	3,280,385
Commercial	64	134,874
Residential	811	2,659,686
<b>Total Real Value</b>	<b>1,827</b>	<b>6,074,945</b>
Homestead	286	298,705
Veteran	17	136,910
Other	0	0
<b>Total Exempt</b>	<b>320</b>	<b>435,615</b>
<b>TIF Increment Value</b>		
<b>Net Assessed</b>		<b>5,639,330</b>
<b>Net Assessed Under Protest</b>		
Senior Freeze	23	11,234
Capped Parcels	389	638,006



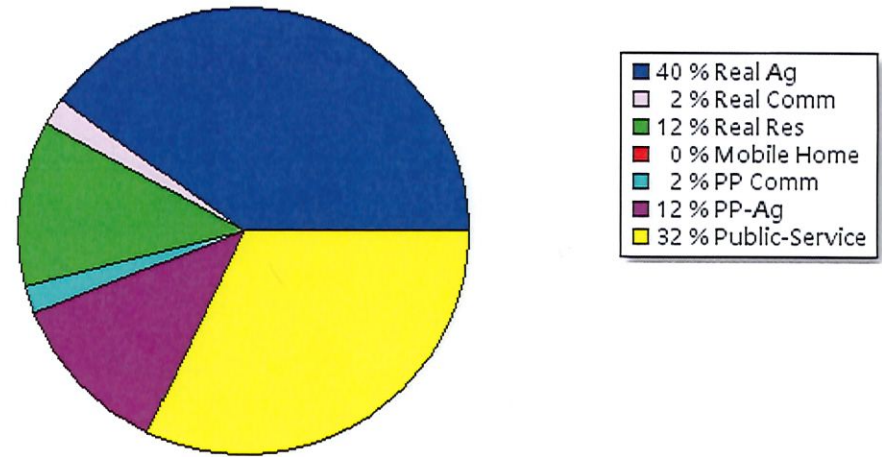
Personal	Count	Value
Agricultural	73	813,957
Commercial	43	430,860
Mobile Home	8	22,934
<b>Total Personal</b>	<b>124</b>	<b>1,267,751</b>
<b>Total Exempt</b>	<b>5</b>	<b>1,000</b>
<b>TIF Increment Value</b>		
<b>Net Assessed</b>		<b>1,266,751</b>
<b>Net Assessed Under Protest</b>		
Public Service	Count	Value
<b>Total PS Value</b>	<b>26</b>	<b>2,483,146</b>
<b>TIF Increment Value</b>		
<b>Net Assessed</b>		<b>2,483,146</b>



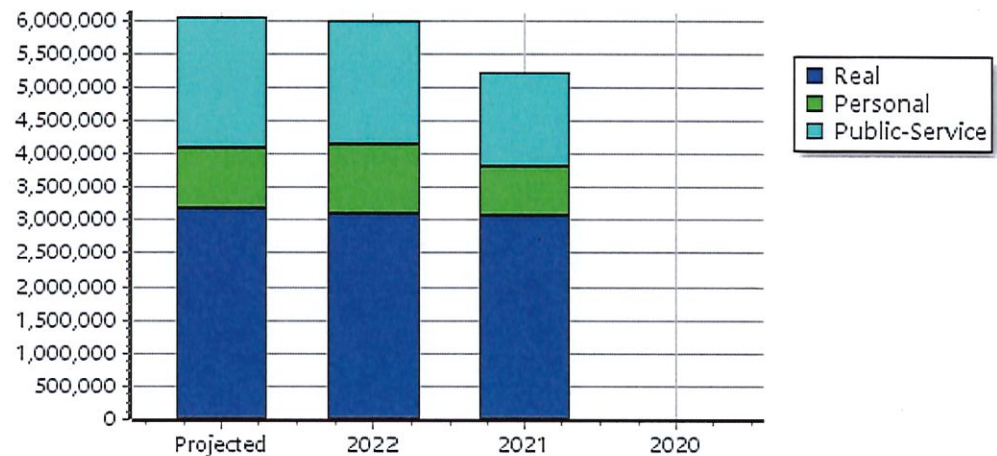
District Totals	
Total Gross Value	9,825,842
Homestead Loss	298,705
Other Exemption Loss	137,910
<b>TIF Increment Value</b>	
<b>Retained TIF Value</b>	
<b>Net Assessed Value</b>	<b>9,389,227</b>
<b>Net Assessed Under Protest</b>	

\* Public Service Protests Values are not included on this report.

Real	Count	Value
Agricultural	641	2,441,260
Commercial	29	96,567
Residential	276	766,518
<b>Total Real Value</b>	<b>946</b>	<b>3,304,345</b>
Homestead	119	122,995
Veteran	2	7,858
Other	0	0
<b>Total Exempt</b>	<b>127</b>	<b>130,853</b>
<b>TIF Increment Value</b>		
<b>Net Assessed</b>		<b>3,173,492</b>
<b>Net Assessed Under Protest</b>		
Senior Freeze	8	16,609
Capped Parcels	222	220,285



Personal	Count	Value
Agricultural	39	767,531
Commercial	17	147,216
Mobile Home	4	6,626
<b>Total Personal</b>	<b>60</b>	<b>921,373</b>
<b>Total Exempt</b>	<b>4</b>	<b>800</b>
<b>TIF Increment Value</b>		
<b>Net Assessed</b>		<b>920,573</b>
<b>Net Assessed Under Protest</b>		
Public Service	Count	Value
<b>Total PS Value</b>	<b>17</b>	<b>1,955,419</b>
<b>TIF Increment Value</b>		
<b>Net Assessed</b>		<b>1,955,419</b>



District Totals	
Total Gross Value	6,181,137
Homestead Loss	122,995
Other Exemption Loss	8,658
<b>TIF Increment Value</b>	
<b>Retained TIF Value</b>	
<b>Net Assessed Value</b>	<b>6,049,484</b>
<b>Net Assessed Under Protest</b>	

\* Public Service Protests Values are not included on this report.



Real	Count	Value
Agricultural	4,861	17,119,731
Commercial	501	3,268,516
Residential	4,399	15,631,872
<b>Total Real Value</b>	<b>9,761</b>	<b>36,020,119</b>
Homestead	1,662	1,697,475
Veteran	69	569,454
Other	0	0
<b>Total Exempt</b>	<b>1,792</b>	<b>2,266,929</b>

**TIF Increment Value**

**Net Assessed 33,753,190**

**Net Assessed Under Protest**

Senior Freeze	98	103,478
Capped Parcels	3,221	4,866,682

Personal	Count	Value
Agricultural	421	4,109,614
Commercial	350	8,452,480
Mobile Home	34	58,740
<b>Total Personal</b>	<b>805</b>	<b>12,620,834</b>
<b>Total Exempt</b>	<b>22</b>	<b>216,623</b>

**TIF Increment Value**

**Net Assessed 12,404,211**

**Net Assessed Under Protest**

Public Service	Count	Value
<b>Total PS Value</b>	<b>110</b>	<b>9,776,317</b>

**TIF Increment Value**

**Net Assessed 9,776,317**

**District Totals**

Total Gross Value	58,417,270
Homestead Loss	1,697,475
Other Exemption Loss	786,077

**TIF Increment Value**

**Retained TIF Value**

**Net Assessed Value 55,933,718**

**Net Assessed Under Protest**

\* Public Service Protests Values are not included on this report.

